

Women's Imaging Specialist Radiologist

DR PAUL CHOU

Dr Paul Chou obtained his Bachelor of Medicine, Bachelor of Surgery (M.B.B.S) in 2003 from the University of Melbourne. Following general residency in Melbourne he completed his radiology training at the Princess Alexandra Hospital, Brisbane in 2010.

Dr Chou has held positions at the former Gold Coast Hospital and the Mater Hospital in Brisbane and has completed a two year fellowship at the University Health Network and Mt Sinai Hospital in Toronto, Canada.

His sub speciality is in abdominal and women's imaging, especially MRI and MRI guided intervention. He has spent the last 3 years as the primary MRI radiologist at the Mater Hospital Brisbane.

Women's Imaging Centre



CONTACT US

Ph: 07 5585 3700

Fax: 07 5585 3729

www.qdi.com.au

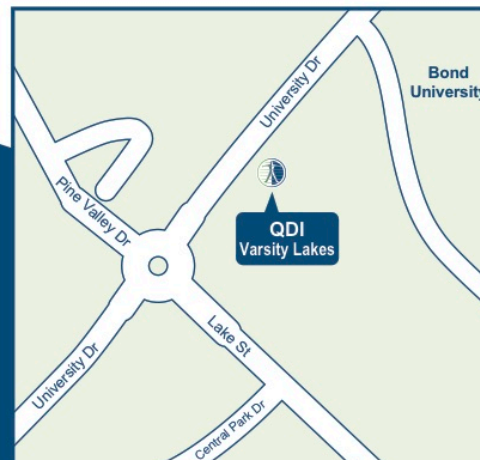
ADDRESS

Gold Coast Surgical Hospital
2 Lake Street
Varsity Lakes QLD 4227

NOW AVAILABLE



QUEENSLAND DIAGNOSTIC IMAGING
Varsity Lakes



We **Bulk Bill** all general x-rays, ultrasounds and CT's.

We **Bulk Bill** Concession & Pension Card holders for Medicare Rebateable procedures.

120 Free Car parks

We accept **ALL REFERRALS**

Mammography

43% Increase in detection rate with True 3D Breast Tomosynthesis

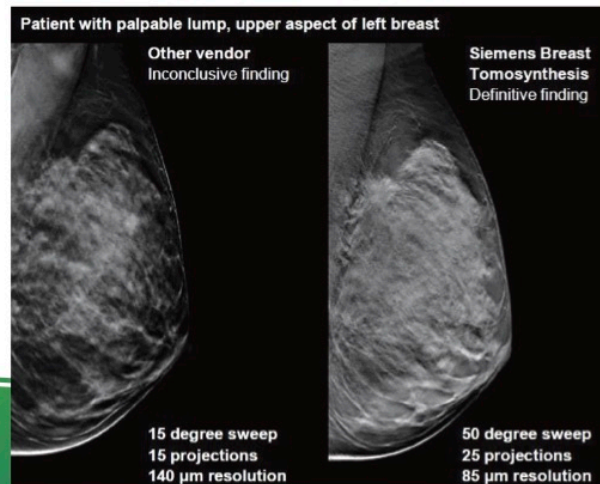
We understand Mammograms can be stressful, therefore our dedicated caring staff are all highly trained in ensuring your privacy, dignity and comfort.

We provide you with the **latest Siemens Mammomat** that provides you with:

- Up to 30% less dose
- 3D Breast Tomosynthesis with its unique 50° angle
- High definition reconstruction
- You will feel the difference with greater comfort reducing patient discomfort

In addition to all screening and diagnostic mammograms, we offer the following **Interventional Procedures**:

- Fine-needle aspiration biopsy (FNA)
- Stereotactic biopsy
- Core biopsy
- Hookwire
- Breast aspiration/drainage



Ultrasound

As the main imaging modality of choice by most referrers; our Ultrasound machines with our highly experienced Sonographers complement each other to make your next Gynecological scans precise and professional, while also making your Obstetric scan a memorable experience.

- Breast Ultrasound with ultra-high definition
- Obsteric Imaging; including 3D/4D scans
- Pelvic/Gynaecology imaging
- Nuchal Translucency Ultrasound
- General imaging

In addition to all routine ultrasound scans, we offer the following **Interventional Procedures**:

- Perineural injections/adhesiolysis
- Fine-needle aspiration biopsy (FNA)
- Core biopsy
- Vacuum assisted biopsy
- Hookwire
- Aspiration
- Saline Sonohysterogram
- Hysterosalpingo Contrast Sonography

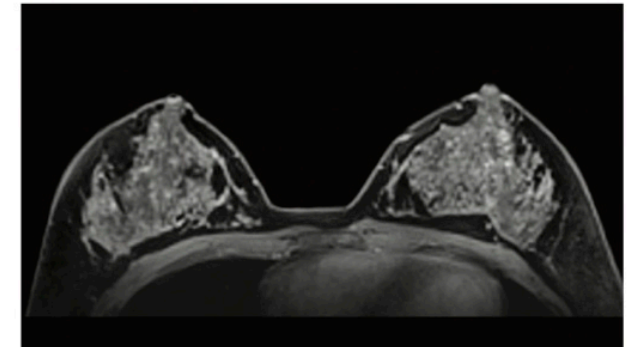
MRI

Comfort, speed and image quality affect every woman when having an MRI. We have selected the top 3T scanner to make you feel at ease for your next scan. Our **Siemens 3T scanner** is:

- Quieter (up to 97% reduced sound pressure)
- Wider tunnel for comfort
- Faster (up to 40% faster)
- Greater image quality - the latest coil technology offers up to 204 coil elements enabling superior image quality

In addition to all routine MRI scans, we offer the following **Interventional Procedures**:

- Breast biopsy
- Vacuum assisted biopsy



BMD

As women have a greater chance of losing their bone density, prevention and monitoring is our key in reducing a chance of fracture.

Our CT scanner has been equipped with the latest Bone Mineral Density analysis software for detecting bone density loss and osteoporosis.